

Disclaimers:
Recover shall not be liable for personal injury from the use of its products, unless such injury was due to willful fault or neglect of Recover. Recover, assumes no responsibility for product malfunction, physical injury, or property damage, civil liability or criminal culpability resulting in whole or in part from misuse, criminal use, or negligent, improper, or careless handling, unauthorized modifications, unauthorized installation or assembly, abuse, neglect, or any other influences beyond Recover's control. Under no circumstances shall Recover be held liable for incidental or consequential damages with respect to economic loss, injury or property damage resulting from the breach of any express or implied warranty; this limitation does not apply to states that disallow the exclusion of consequential or incidental damages.

THERE ARE NO WARRANTIES, WHICH EXTEND BEYOND THE DESCRIPTION ON THE FACE HEREOF. THE IMPLIED WARRANTIES OF MERCHANTABILITY AND FITNESS FOR A PARTICULAR PURPOSE ARE EXPRESSLY DISCLAIMED.

ALL DISCLAIMERS AND LIMITATIONS OF LIABILITY SHALL STILL APPLY EVEN IF THE LIMITED REMEDY OF REPAIR AND REPLACEMENT FAILS OF ITS ESSENTIAL PURPOSE.

NFA WARNING
THE INSTALLATION OF THE FOLLOWING:

- 20/20 STABILIZER WITH BRACE KIT;
- THE STABILIZER BUTTSTOCK;
- THE CHEEK REST WITH THE 20/20 STABILIZER WITH BRACE KIT AND BE20 BUTT STOCK;
- THE 20/20 STABILIZER WITH BRACE KIT AND BUTTSTOCK;
- THE 20/20 SERIES FG20 ANGLED FORWARD GRIP;
- OR ANY VARIATION OF THE AFOREMENTIONED PRODUCTS IN COMBINATION ON YOUR FIREARM MAY CHANGE ITS CLASSIFICATION TO A SHORT-BARRELED RIFLE (SBR) OR AN ANY OTHER WEAPONS (AOW) SUBJECT TO ALL THE REQUIREMENTS OF THE NATIONAL FIREARMS ACT (NFA) EVEN IF THE AFOREMENTIONED ITEMS ARE NOT INSTALLED ON YOUR FIREARM THE ACTUAL OR CONSTRUCTIVE POSSESSION OF THESE ITEMS MAY CONSTITUTE A SBR OR AOW WHICH MAY NOT BE LAWFULLY POSSESSED UNLESS IT IS REGISTERED PER NFA LAWS.

IT IS YOUR RESPONSIBILITY TO FAMILIARIZE YOURSELF WITH AND ENSURE YOU REMAIN IN COMPLIANCE WITH ALL LOCAL, STATE AND FEDERAL LAWS ALONG WITH ALL NFA RULES/REGULATIONS REGARDING THE POSSESSION, INSTALLATION AND USE OF THE AFOREMENTIONED ITEMS BY THEMSELVES OR IN COMBINATION. VIOLATIONS OF BATFE REGULATIONS AND LOCAL, STATE AND FEDERAL LAWS CARRY SERIOUS CRIMINAL AND CIVIL PENALTIES. YOU ARE STRONGLY ENCOURAGED TO SEEK LEGAL ADVICE PRIOR TO PURCHASE IF YOU HAVE ANY QUESTIONS.

WARNING:
At all times the first concern of every firearm owner should be safety. Follow all instructions on the proper handling and safe use of this product, or any, firearm accessory.

If you feel uncertain about any operational aspects of your Recover 20/20 Stabilizer Kit, please contact us BEFORE proceeding with its operation. If you are unfamiliar with the proper use of firearm arm braces, you should seek formal training BEFORE using the Recover 20/20 Stabilizer Kit.

Recover Innovations Inc. strongly recommends a certified armorer install the Recover 20/20 Stabilizer Kit. YOU MUST FOLLOW ALL OF THESE SAFETY RULES TO ENSURE THE SAFE USE OF YOUR RECOVER 20/20 STABILIZER KIT. THE FAILURE TO FOLLOW THE INSTRUCTIONS AND WARNINGS IN THIS MANUAL, OR If this PRODUCT is carelessly or improperly handled, INJURY OR DEATH COULD RESULT TO YOU OR OTHERS AND/or damage to property.



CONTACT INFO AND RECOVER CUSTOMER SERVICE: IF YOU HAVE ANY QUESTIONS ABOUT OUR PRODUCTS, PLEASE CONTACT OUR CUSTOMER SUPPORT TEAM AT:
EMAIL: SERVICE@RECOVERTACTICAL.COM FOR WHOLESALE INQUIRIES PLEASE EMAIL: WHOLESALE@RECOVERTACTICAL.COM

USER MANUAL

20/20N

Stabilizer Kit for Glock pistols



copyright Recover Tactical 2023 all right reserved.

Model list* (Glock pistols):

COMPATIBLE WITH THE GLOCK PISTOLS LISTED, ALL GENERATIONS*
G17, G19, G24, G25, G26*, G29SF, G31, G32, G34, G45

COMPATIBLE WITH G22, G23, G24, G27*, G35 GEN1-4

COMPATIBLE WITH G43, G43X, G43MOS, G48, G48MOS (WHEN COUPLED WITH SA43 ADAPTER)

20/20N STABILIZER IS COMPATIBLE WITH GEN 5 .40, THE UCH17 CHARGING HANDLE IS NOT COMPATIBLE WITH THE GEN 5 SLIDE. G22, G23, G24, G27*, G35

*There are known fit issues at times with the UCH17 Charging Handle and the Glock 26/27 frames. The UCH17 Charging Handle is not compatible with RTF "Moon Cut" slides.

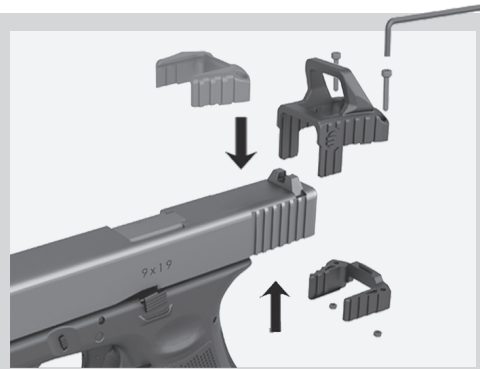
****Compatible also with Umarex and Cybergun officially licenced line of Airguns and Airsoft Glock pistols (with accordance to the list above)

WARNING!
Unload your pistol before any assembly or disassembly of the 20/20N stabilizer kit.

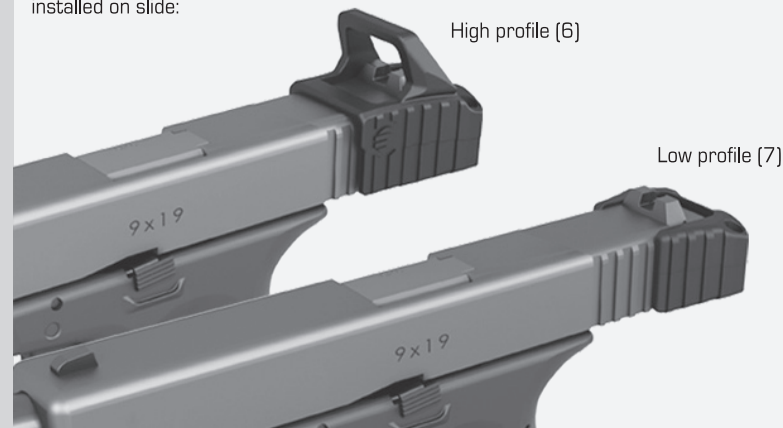
PISTOL INSTALLATION

Step 1

- Choose between high (6) or low (7) profile.
- Lock slide to the rear.
- Install the two halves over the cocking serration with provided hardware.

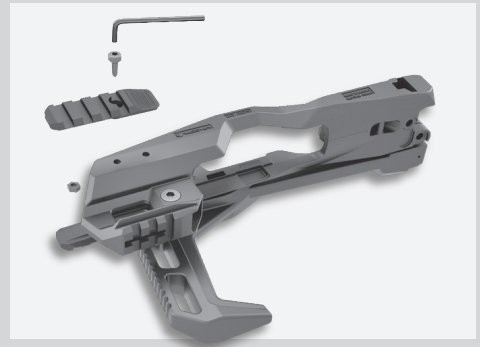


View of charging handle options installed on slide:



Step 2

- Secure the two side rails (1) by tightening the locking screw with provided hardware.



Step 3

- Secure the stock (11) in the folded position (see "folding the stock").
- Open the screw with provided hex key (17).




Step 4

- Lift the left frame.
- Insert the pistol into the slotted rail position and place the beaver tail into the rear tail slot.



Step 5

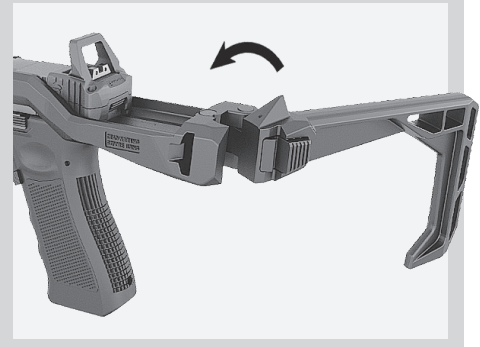
- Secure the two frame halves (5) by tightening the locking screw (4).
- Tighten until the gap between the two halves on the lower picatinny rail (3)



FOLDING THE BUTTSTOCK

Step 1

- To fold the buttstock (11), push the locking push button (10), swing the buttstock till it clicks and locks against the hinge on the frame (5).



Step 2

- To unfold the buttstock, hold the lever with your thumb and index, lift slightly and pull until the push button (10) locks.



G7 HOLSTER INSTALLATION

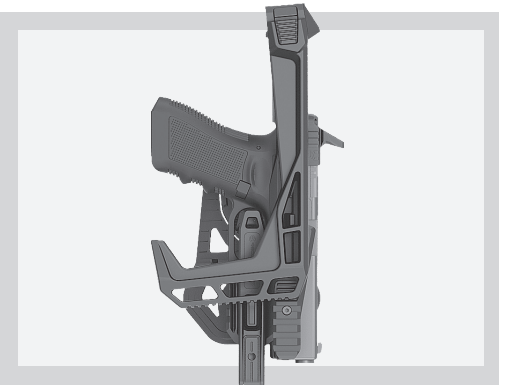
Step 1

- Secure the paddle (15) and the holster (14) in the desired angle and tighten with provided hardware.



Step 2

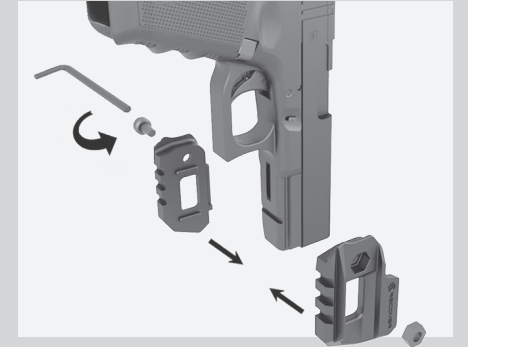
- Secure the paddle (15) and the holster (14) in the desired angle and tighten with provided hardware.



G7 PISTOL ADAPTER INSTALLATION

Step 1

- Secure the two adapter halves (16) on your handgun's picatinny rail with provided hardware.



Step 2

- Insert your handgun into the holster (14) as shown in the picture.

