



* NOT INTENDED
FOR STABILISER USE

PATENT
PENDING

FEATURES

- MOST STABLE RAIL SOLUTION FOR THE S&W SHIELD.
- EASY TO INSTALL WITH THE SUPPLIED HARDWARE.
- NO MODIFICATIONS TO YOUR GUN REQUIRED.
- WILL NOT DAMAGE YOUR FIREARM.

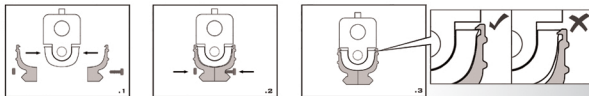
SPECS

- WEIGHT: 10G.
- GLASS REINFORCED POLYMER.

SHR9

INSTALLATION

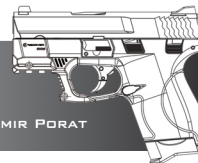
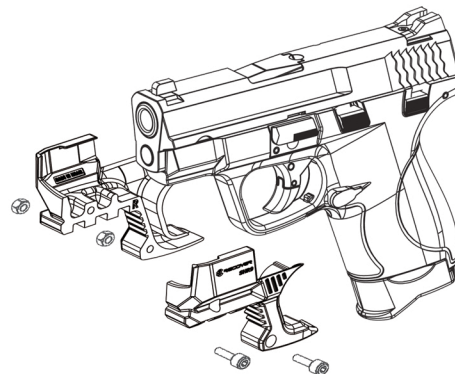
- PLACE THE TWO HALVES OF THE RAIL TOGETHER
IN POSITION ON THE GUN.
- SECURE TOGETHER WITH THE SUPPLIED HARDWARE.



IF YOU HAVE ANY QUESTIONS, COMMENTS
OR CONCERNS PLEASE CONTACT US AT:



SERVICE@RECOVERTACTICAL.COM



DESIGNED BY TAMIR PORAT

RAIL
FOR S&W SHIELD